




Wharton County Junior College

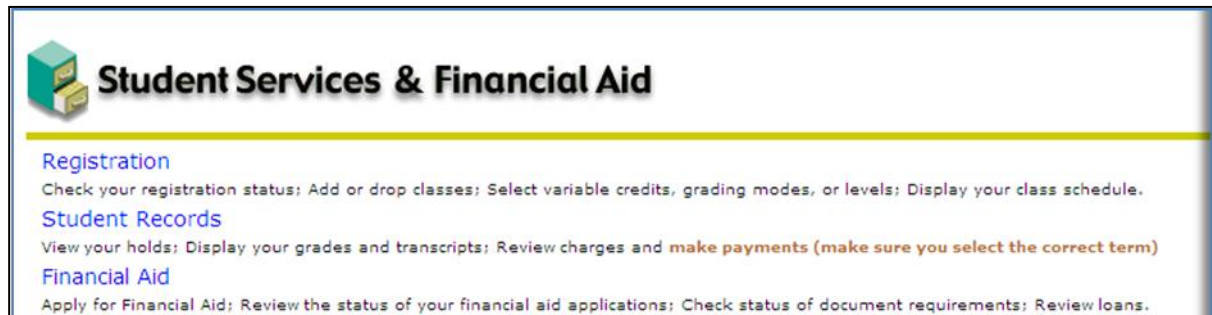
How to Pay for Classes Online

Step 1 Logon to [Online Services](#).

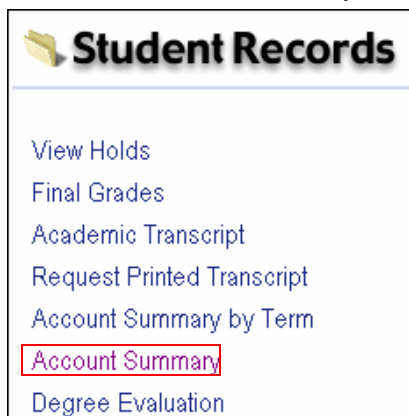
Step 2 Click “Student Services and Financial Aid” to access the self-service menu.



Step 3 Click “Student Records”.



Step 4 Click “Account Summary”



Step 5 View a summary of your charges by Term.

Step 6 Click Pay Now or Installment Plan at the bottom of the Summary page.



Step 7 Follow the instructions on the payment screens.